


SH

Phonic Practice



Directions: in each box is a picture of a word with an SP blend.
Read and then write the word.


Ship



Shawl



Sheep



Shadow



SH

Phonic Practice

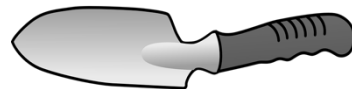


Directions: in each box is a picture of a word with an **SP** blend.
Read and then write the word.

Shirt

**Shelf**

**Shovel**

**Shell**



SH

Phonic Practice




Directions: in each box is a picture of a word with an SP blend.
Read each sentence and fill in the missing word.

10

1. A piece of cloth worn by women over their shoulders is called a _____.
2. A farm animal that eats grass is called a _____.
3. A box for shoes is called a _____.
4. Your _____ follows you wherever you go.
5. The pencil had a _____ point.
6. A _____ is made of wood and holds books.
7. A hard, protective, outer case for an animal is called their _____.
8. I can use a _____ to dig a hole to plant carrots.

shell shawl sharp shadow shovel
shirt sheep shoebox shelf



Phonic Practice



Directions: use each word with an *SP* blend to write a sentence on the lines below.

shell shawl sharp shadow shovel shirt sheep shoebox shelf

1. _____

2. _____

3. _____

4. _____

5. _____

6. _____

7. _____

8. _____

9. _____

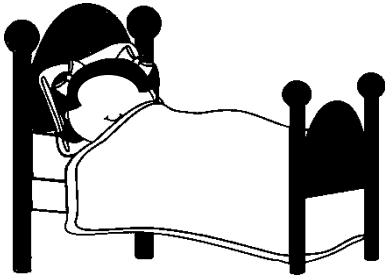
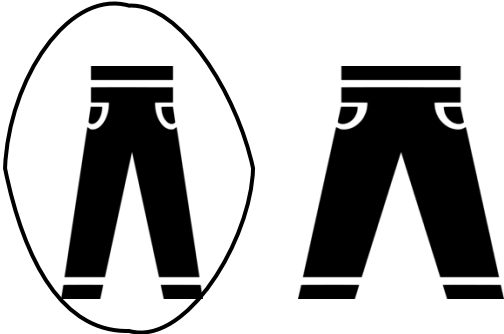




SL

Phonics Practice



Directions: in each box is a picture of a word with an **SL** blend. Read and then write the word.

| | |
|----------------------------------|--|
| <p>sleep</p> <p>_____</p> |  |
| <p>slim</p> <p>_____</p> |  |
| <p>slow</p> <p>_____</p> |  |
| <p>slug</p> <p>_____</p> |  |

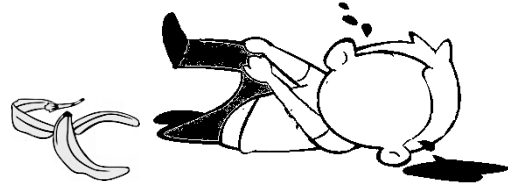


Phonics Practice



Directions: in each box is a picture of a word with an **SL** blend. Read and then write the word.

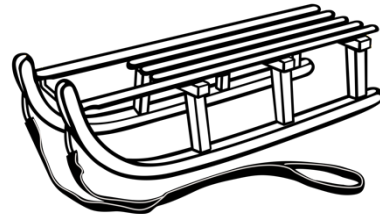
slip



sleeve



sled



sly




SL

Phonics Practice



Directions: in each box is a picture of a word with an SL blend. Read each sentence and then fill in the missing word.



sled
slim
slip
sleep
sly
slug
sleeve
slow

1. Most people like to _____ in a bed.
2. _____ is the opposite of fat.
3. Pick up the banana peel before you _____.
4. My shirt's _____ stops at my wrists.
5. The turtle is moving very _____.
6. A _____ is very slimy.
7. I like to play with a _____ in snow.
8. The fox is said to be very _____.

SL

Phonics Practice



Directions: use each word with an SL blend to write a sentence.

sled slim slip sleep Sly
slug sleeve slow sleepover

1. _____

2. _____

3. _____

4. _____

5. _____

6. _____

7. _____

8. _____

9. _____









Phonic Practice



Directions: in each box is a picture of a word with an **SP** blend. Read and then write the word.

| | |
|----------------------------------|--|
| <p>spin</p> <p>_____</p> |  |
| <p>spoon</p> <p>_____</p> |  |
| <p>spot</p> <p>_____</p> |  |
| <p>speak</p> <p>_____</p> |  |

SP

Phonic Practice



Directions: in each box is a picture of a word with an **SP** blend.
Read and then write the word.


spinach



spider



sponge



spaceship




SP

Phonic Practice




Directions: in each box is a word with an SP blend. Read each sentence and then fill in the missing word.

1. To turn around fast is to _____.
2. A black dot on the wall is a _____.
3. To say words is to _____.
4. An object used for eating soup is a _____.
5. A leafy green vegetable with wide, dark green leaves is _____.
6. A small creature with eight legs is a _____.
7. A _____ is used to wash and clean.
8. A vehicle used for travel to outer space is a _____.



spaceship spot speak spoon spinach spider sponge spin



Phonic Practice



Directions: use each **SP** blend word to create a sentence.

spaceship spot speak spoon spinach
spider sponge spin spill

1. _____

2. _____

3. _____

4. _____

5. _____

6. _____

7. _____

8. _____

9. _____

